

“GARDEN OF EDEN”

Next Level Tents Decor Package.

www.nextleveltents.org/decor



Presented By : Next Level Tents



Why Choose the “Garden of Eden?”

This elegant design will bring your dream wedding to life with faux greenery, vines, hanging gardens, and authentic floral arrangements, all complemented by minor customizations to fit your unique style.

Since our inception, Next Level Tents had the vision of elevating events with elegant, unforgettable decor, and our "Garden of Eden" theme will be no exception. Let us help you create a stunning and magical atmosphere for your special day!



Design Options



Hanging Vines

String lighting covered in vines. Then add eucalyptus, olive leaves and garlands to hang within the tent to create a “Nature Wonderland.”

Specialty Lighting

Rattan Lanterns can be hung over your dance floor to advance the rustic vibe for your event.


Pole Dressing

Vines and faux trees wrapped around the tent poles to blend them into the “Garden of Eden” theme. Also offering white drapes around tent legs.


Green Backdrop Wall

- 8' x 10' Green Wall. Perfect for behind the head table, photo areas, ceremony arches, or bar backdrops.

Hanging Vines




Next Level Tents uses vines similar as to what is shown in these pictures to create a hanging garden vibe to your tent.



Hang Vines

Part 2



The pattern can go along with the string lighting or from side pole to side pole. Flowers can hang from these vines.




RATTAN LANTERNS





Add Lanterns to catch your guests' eyes upon arrival.



Add Greenery of some sort to each light fixture to continue the garden theme.





Decorate your side poles with garlands, olive leaves or more


POLE DRESSING



Add Vines or garland patterns to your center poles




Create a garden oasis with faux trees under your tent. They would connect to the tent center poles and branch out like a tree.





Sidepole decor with
candles around the stakes



POLE DRESSING PART 2



Add leg Drapes for an
elegant look.



Greenery combination
down sidepoles. Skip poles
if needed.



TABLE TOP DECOR



Wood Chargers



Faux Smilax



Battery Powered Candles





Booking Process

Communication

Contact a Next Level Tents sales representative. The sales rep will further guide you with the options laid out in the brochure.

Budget

If you have a budget in mind share that with the NLT sales rep. The design package can be formulated based on the preferred budget.

Customizations

Next Level Tents will allow for some small customizations to the decor package. Share those desires with the sales rep and see if we can make that a reality.

Finalize

The “Garden of Eden” decor package will be added on to your Wedding rentals invoice. Simply sign the contract and enjoy!

Get in Touch

next level
 tents

EVERY DETAIL MATTERS.

Contact us to get more info



Dave@nextleveltents.org



1 Mulford Road, Middletown, NY



845-381-6415



www.nextleveltents.org